

2022-2023

# ANNUAL REPORT



**WIB**

Workforce Investment Board  
OF TULARE COUNTY  
*Driving Economic Success*



# 2022-2023 Fiscal Year Expenditures



# THEORY OF CHANGE

## The Issue

Too many people are unemployed or in low-wage jobs that don't sustain their families, and too many businesses have high-quality jobs that go unfilled.


## Our Focus

1. Workers & Businesses
2. Education
3. Community & Civic Leaders

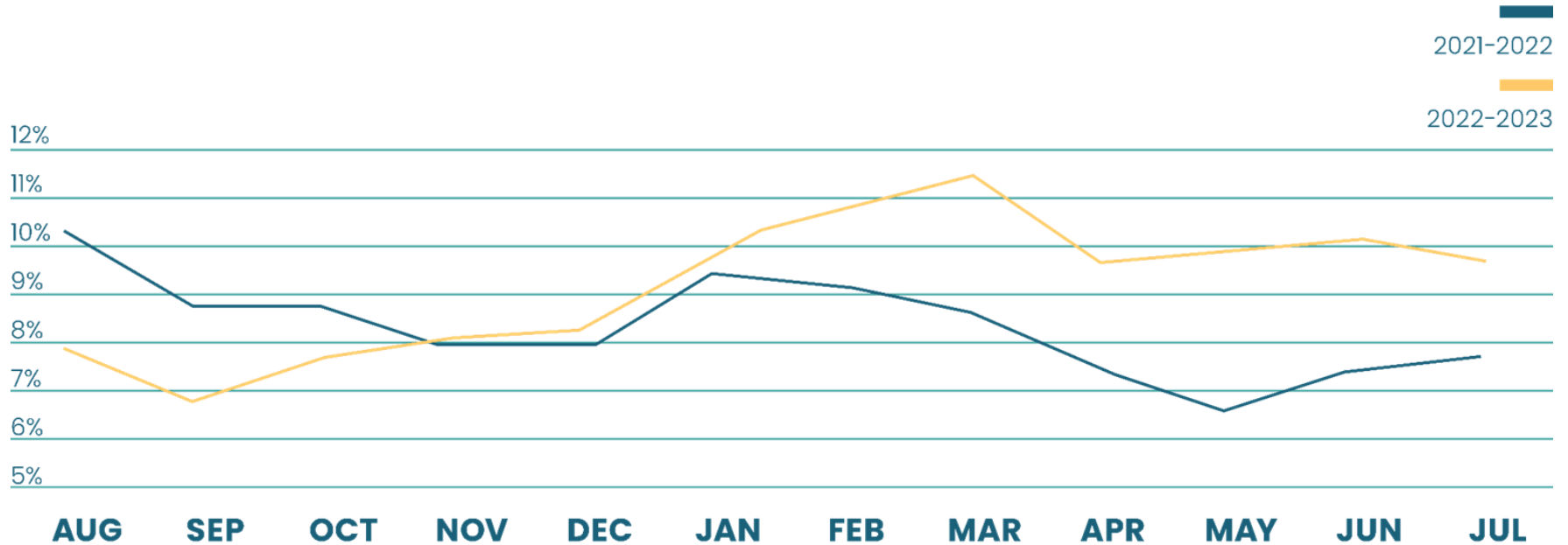
## Our Values

-  Human-Centered
-  Agile
-  Inclusive
-  Collaborative
-  Skills-Focused
-  Evidence-Based

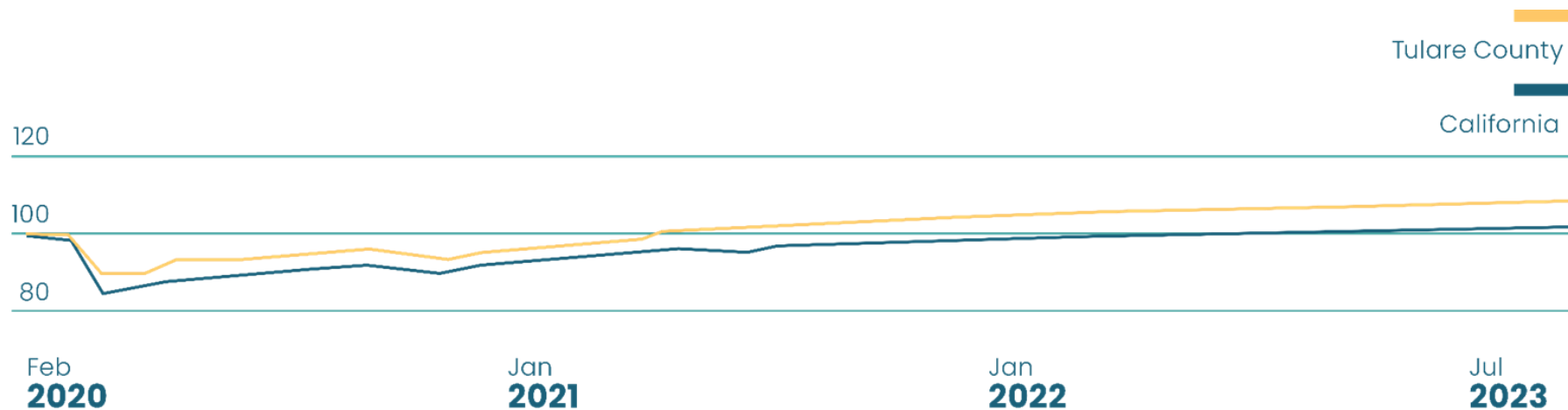
## Our Strategies

-  Fund
-  Broker
-  Convene
-  Invest
-  Guide
-  Measure

# Unemployment Rates Hovering Around Pre-Pandemic Levels



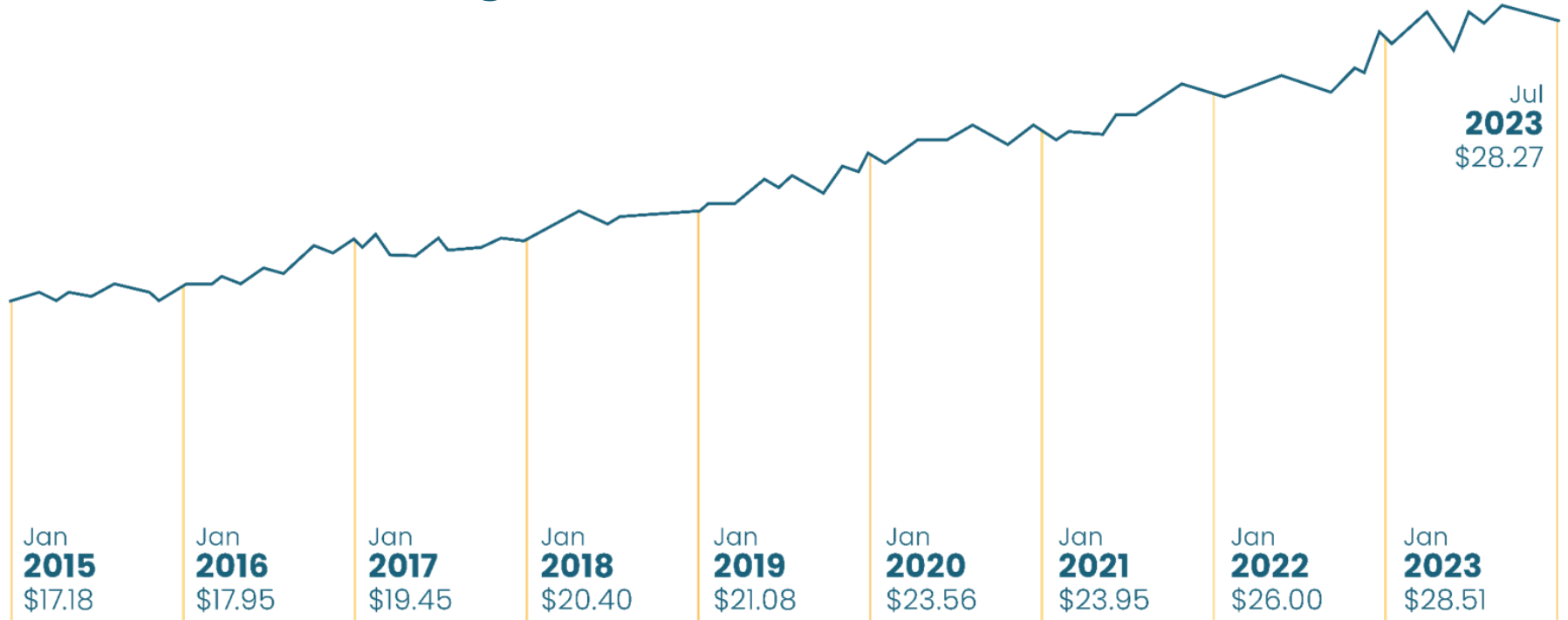
# Tulare County Nonfarm Job Growth Outpaces California



# Labor Force at All Time High



# Average Hourly Earnings Settling in at All Time High





A proud partner of America's Job Center of California<sup>SM</sup> network.

## Locations & Contact Information:

**1**

### **Visalia**

4035 W. Noble Ave.  
Suite B  
559-713-5000

**2**

### **Porterville**

1063 W. Henderson Ave.  
559-788-1400

**2**

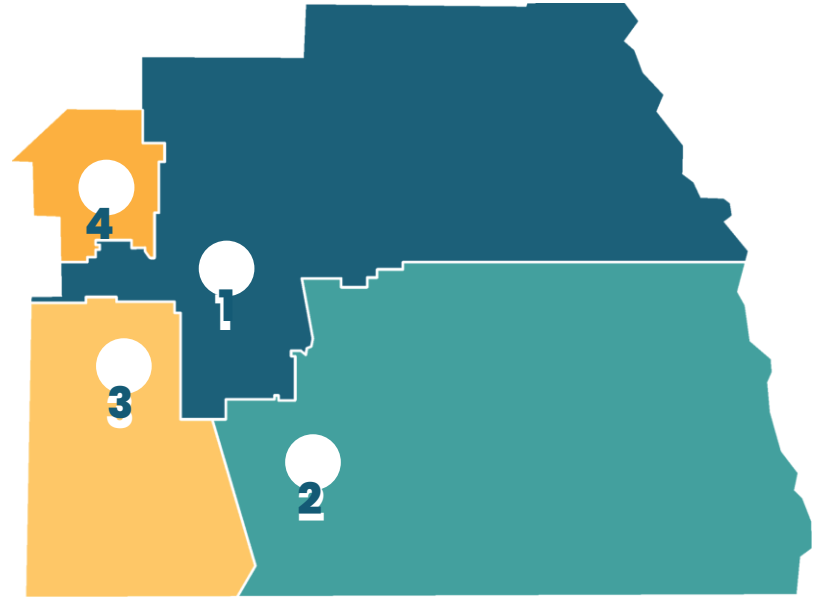
### **Tulare**

304 E. Tulare Ave.  
559-684-4987

**4**

### **Dinuba**

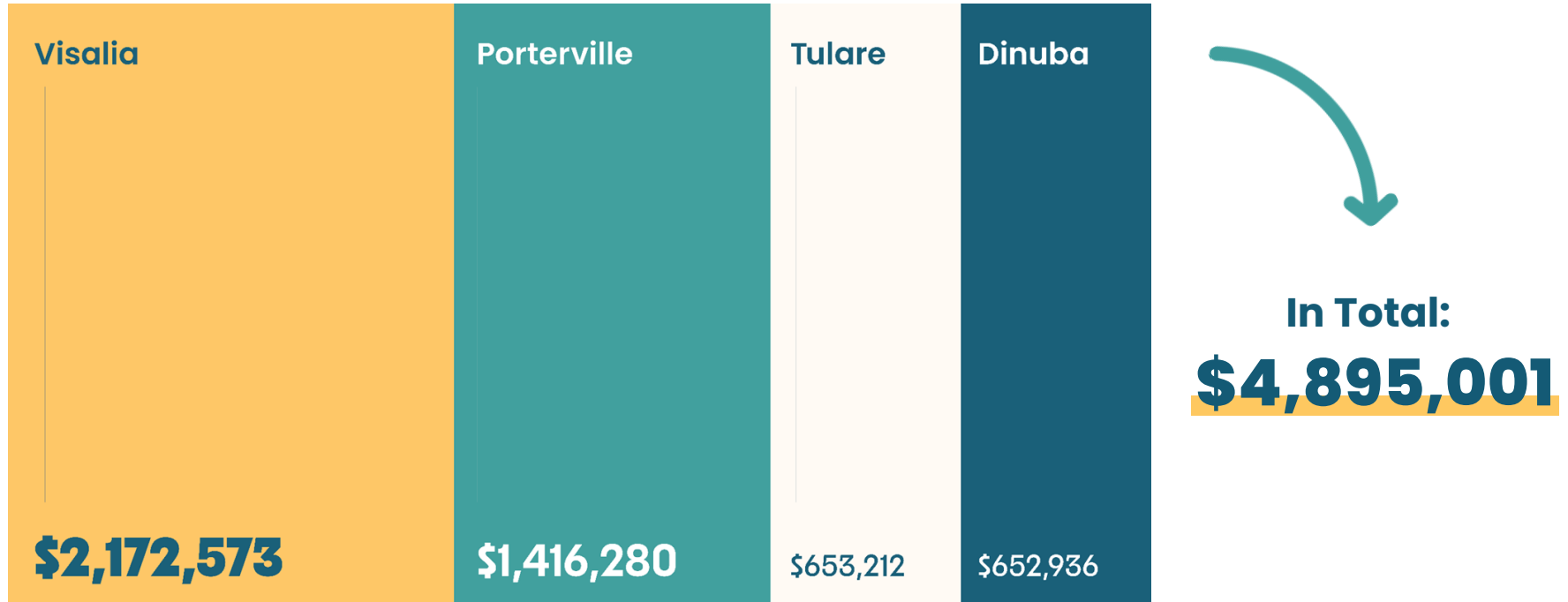
400 W. Tulare St.  
Suite C  
559-406-1001





# Total Investment by Site:

*(Excluding Training Scholarships)*



# Employment Connection

At Employment Connection. We understand that having a good job is key to having a good life.


## Career Services:

1. Career Coaching
2. Training and Scholarships
3. Job Preparation Workshops
4. Hiring Events & Job Leads



**Employment  
Connection**

A proud partner of America's Job Center  
of California<sup>SM</sup> network.



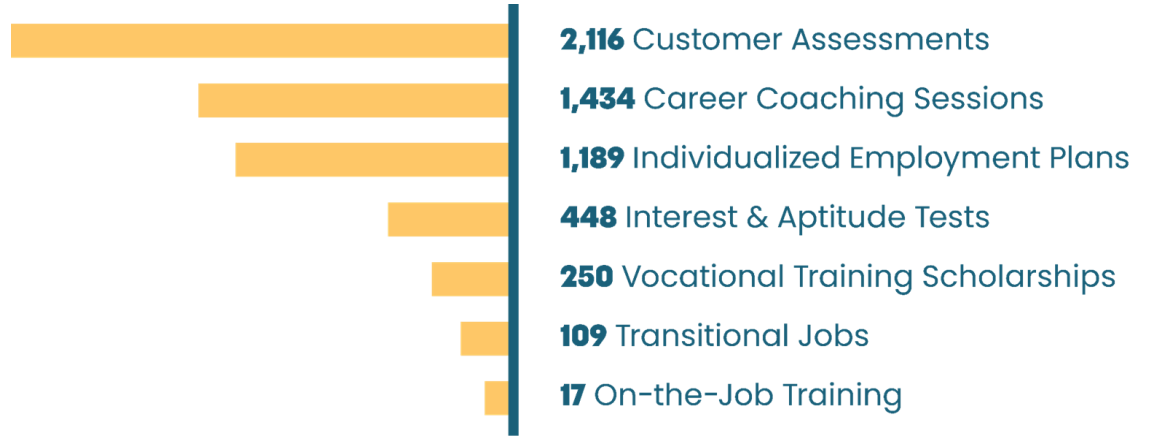
# Employment Connection Centers by the Numbers:

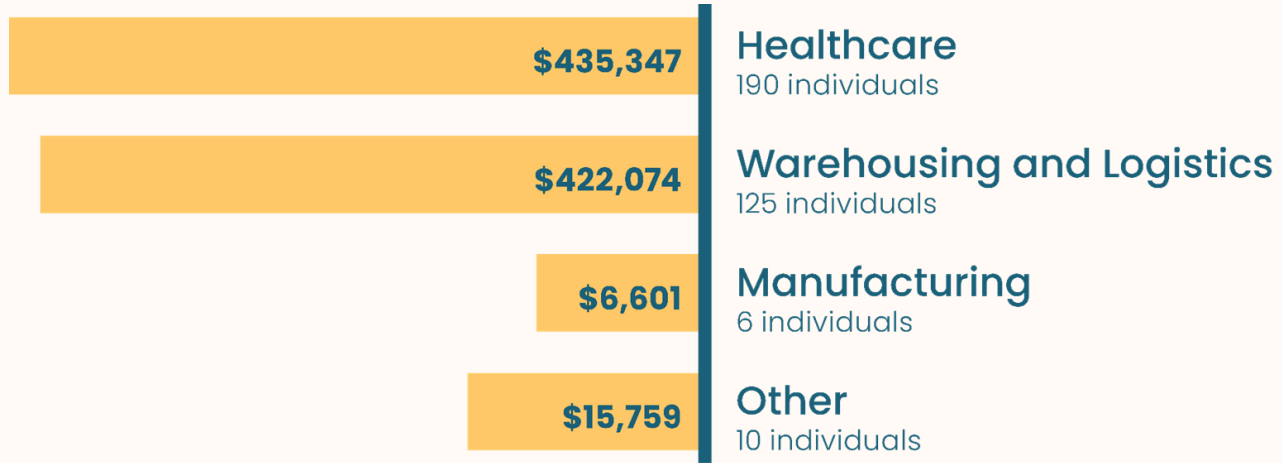
**16,013**

Distinct Visitors

**50,069**

Visits to the Resource Rooms





**331**

**TOTAL SCHOLARSHIPS  
AWARDED**

**\$947,217**

**TOTAL SCHOLARSHIP  
INVESTMENT**

**Transitional Jobs:**

**72**

Individuals

**\$232,918**

Invested in wages

**On-the-Job Training:**

**17**

Individuals

**\$42,122**

Invested in wages

# Expanding Access to Employment Opportunities for Marginalized Customers



**Total Special  
Grant Expenditures**  
**\$2,866,541**



# Employment Connection Partners Work Together to Support Our Community

## CONNECTING PARTNERS



**1,439** Customer referrals made

**5** Cross-training sessions for partner organizations

**217** Partners and staff trained

# Putting the Customer's Experience at the Center of Our Work

Human-centered design is a core value of the WIB. We believe that to successfully serve a customer you must design systems and processes with people in mind. This year the WIB has undertaken a number of projects that made us rethink, redesign, and develop prototypes of our systems and processes, improving our customers' experience with the workforce development system.

- 1. Bringing New Perspectives**
- 2. Redesigning Customer Interactions**
- 3. Increasing Collaboration to Serve Customers**





# youth@work

youth@work provides services to young adults  
Ages 16-24 years old who face education, training,  
And employment barriers.

## youth@work Services:

1. Career and Education Exploration
2. Paid Internships & Work Experience
3. Job Leads
4. Work Readiness Training
5. One-on-One mentoring
6. Work Attire, Interview Attire, Transportation Assistance, and More





## Locations & Contact Information:

**1**  
**Visalia  
Employment  
Connection**

4025 W. Noble Ave.  
Suite B  
559-713-5000

**2**  
**Porterville  
Employment  
Connection**

1063 W. Henderson Ave.  
559-788-1417

**3**  
**Tulare  
Employment  
Connection**

304 E. Tulare Ave.  
559-684-1987

**4**  
**Woodlake**  
108 N. Valencia Blvd.  
559-781-1852

**5**  
**Cutler**  
40802 Rd. 128  
559-528-1790

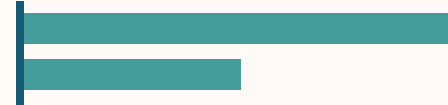


## youth@work by the numbers:

**686** Young Adults Served

494 OSY Participants

192 ISY Participants



**271** Young Adults Participated in Paid Work Experience

181 OSY Participants

90 ISY Participants



## youth@work by the numbers:

# \$740,903

Wages and benefits paid to young Adults participating in work experience

---

### Young Adult Awarded Training Scholarships\*



**29** Young Adults

**\$87,299** Invested in Training Scholarships

\*co-enrolled in the Career Services program

# Jump Start Program Fosters Career Exploration

## Jump Start Impact:

4 Cohorts

3 Community College Campuses

63 Students from 16 High Schools

21 Industry Tours

**\$62,833** Invested in Student Stipends



# A Trusted Neutral Convener

The WIB is committed to workforce and community development through several ongoing regional initiatives that bring much-needed resources and expertise to the region.

**\$3,675,000**

**TO INVEST IN COMMUNITY IMPACT**



# We're Your Workforce Resource for Business

## Business services provided include:

### Employee Training

We provide businesses with training opportunities for their entry level workers to promote employee retention.

### Subsidized Employment

We provide businesses access to job-ready candidates looking to build skills and work experience.

### Restructuring and Downsizing Support

We provide customized, confidential services to businesses and their employees during downsizing and restructuring.

### Labor Market Information

We provide businesses with relevant data that keeps them informed and competitive.

### No-Cost Human Resources Hotline

Tulare County Employers can connect with a live Human Resources expert for free at 1-888-563-2373

### Recruitment Assistance

We work with businesses to promote job openings through customized recruitment and hiring events.

# Increasing Training Opportunities to Meet Industry Needs

13

Upskills  
Participants



“The cohort of students from Kaweah Health earned an **average wage of \$18 per hour.**

Upon completion of the RN program and the subsequent promotion to RN at Kaweah Health, this cohort of students can expect an **average wage increase of 200%.”**



# Connecting Businesses to a Skilled Workforce

**23** **Open Interview and Job Fair Recruitment Events**  
| 200 Employers participated | 3,177 Job seekers attended

**5** **Youth Job Fairs**  
| 95 Employers participated | 1,063 Students attended

**76** **Job Connect Events**  
| 39 Employers participated | 1,606 Job seekers attended



# Customized & Confidential Services for Businesses

26

Businesses served

1,827

Workers affected

996

Workers served

## Industries served:

- Retail Trade 
- Accommodation and Food Services 
- Manufacturing 
- Arts Entertainment and Recreation 
- Healthcare and Social Assistance 
- Agriculture, Forestry, Fishing, and Hunting 
- Educational Services 
- Finance and Insurance 
- Professional Scientific and Technical Services 
- Unclassified 



# Visalia Economic Development Corporation (VEDC) Contracts with WIB to Engage Businesses in the Visalia Industrial Park

**37** Businesses visits    **12** VEDC members



## February Job Fair

16 Employers  
589 Job Seekers

## April Job Fair

18 Employers  
167 Job Seekers

## June Job Fair

16 Employers  
116 Job Seekers

# THEORY OF CHANGE

## The Issue

Too many people are unemployed or in low-wage jobs that don't sustain their families, and too many businesses have high-quality jobs that go unfilled.



## Our Focus

1. Workers & Businesses
2. Education
3. Community & Civic Leaders

## Our Values

-  Human-Centered
-  Agile
-  Inclusive
-  Collaborative
-  Skills-Focused
-  Evidence-Based

## Our Strategies

-  Fund
-  Broker
-  Convene
-  Invest
-  Guide
-  Measure

2022-2023

# ANNUAL REPORT



**WIB**

Workforce Investment Board  
OF TULARE COUNTY  
*Driving Economic Success*

